

## School PTO & Administration SY 2007 - 2008

Parent-Teacher Organization Officers		
Evelyn Claros		President
Theresa San Agustin		Vice President
Mary Benavente		Secretary
Elaine Erickson		Treasurer
School Administration		
Arlene Unpingco		Principal
Gloria Barretto		Assistant Principal

### P.L. 26-26 School Performance Grade Classification

#### School Year 2007-2008 School Performance

*Based on Public Law 28-45*

SAT10 Proficient & Advanced Levels	School Data	P.L. 26-26 Grade Classification
SAT10 Grade 1 - Reading	65%	Satisfactory
SAT10 Grade 1 - Math	40%	Low
SAT10 Grade 1 - Language	18%	Low
SAT10 Grade 2 - Reading	21%	Low
SAT10 Grade 2 - Math	10%	Low
SAT10 Grade 2 - Language	6%	Unacceptable
SAT10 Grade 3 - Reading	20%	Low
SAT10 Grade 3 - Math	11%	Low
SAT10 Grade 3 - Language	20%	Low
SAT10 Grade 4 - Reading	12%	Low
SAT10 Grade 4 - Math	15%	Low
SAT10 Grade 4 - Language	5%	Unacceptable
SAT10 Grade 5 - Reading	10%	Low
SAT10 Grade 5 - Math	5%	Unacceptable
SAT10 Grade 5 - Language	9%	Unacceptable
School Passing Rate	100%	Exceptional
5th Grade Promotion Rate	100%	Exceptional
Student Attendance Rate	93%	Exceptional
Student Discipline Rate	0%	Exceptional
Employee Attendance Rate	89%	Low
School Improvement Plan	100%	
<b>COMPOSITE SCORE/GRADE</b>	<b>53%</b>	<b>Satisfactory</b>

## School Initiatives & Exemplary Programs That Impact Student Achievement

### SPECIAL PROGRAMS

- DEED
- Chamorro Program (PL 21-34 mandate)
- Corrective Reading Program - Direct Instruction
- ESL Program
- Special Education
- GATE Program
- Teacher Mentoring Program
- Head Start
- Summer School 2008

### EXEMPLARY ACCOMPLISHMENTS

- Increase in School Performance Composite Score (3%-pts)
- SAT 10: Scored above the 50th National Percentile Ranking for Grade
- SAT 10: Top school in the following grade/content areas (NPR) Grade
- SAT 10: Scored at or above the district (NPR) Grade  
Grade  
Grade
- HATSA Mini Grants

### EXTRA-CURRICULAR ACTIVITIES

- Hula Hoop and Jump Rope Program
- Family Fun Fair
- Science Club
- Math Club
- Parent Workshop
- Spelling Club
- Geography Club
- Spring Mini—Play Production
- Read-A-Thon

### SPECIAL AWARDS

- Perfect & Outstanding Attendance
- Student of the Quarter
- Proud Parents
- SAT 10 Recognition Award
- Spelling Bee
- Read-A-Thon
- Math Olympiad
- Star Students
- Science Fair

### BI-WEEKLY SCHOOL NEWSLETTER

*“Deerling News”*

## SCHOOL ANNUAL REPORT CARD SY 2007 - 2008

### GUAM PUBLIC SCHOOL SYSTEM **C.L. TAITANO** ELEMENTARY SCHOOL

Telephone..... 472-4245/475-4502-6  
Fax..... 477-4778



### “HOME OF THE DEERLINGS”

Color: Light Blue  
Located in Sinajana, Guam

### MISSION

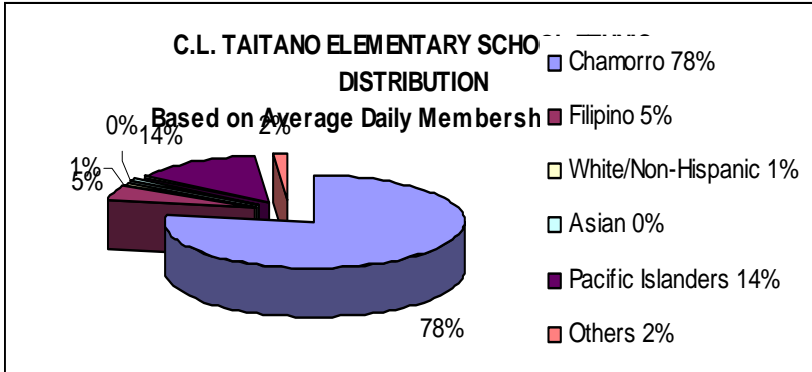
*“To provide an enriching learning environment that promotes a well-planned instructional program and prepares ALL students with the ability and inspiration to meet the challenges of life.”*



# School Year 2007-2008 Student Enrollment by Grade

Based on September 30, 2007 Official Student Enrollment

Grade Level	Enrollment	Percentage
1st Grade	85	20%
2nd Grade	82	19%
3rd Grade	102	23%
4th Grade	86	20%
5th Grade	78	18%
<b>Total:</b>	<b>433</b>	<b>100%</b>



## Average Daily Attendance Rate

Average Daily Attendance (ADA)	492.2
Average Daily Membership (ADM)	521.1
<b>Attendance Rate</b>	<b>93%</b>

## Student Participating in Free/Reduced Lunch

Based on October 2007 Data from Food & Nutrition Services

Free	350	66%
Reduced	45	9%
<b>Total</b>	<b>395</b>	<b>75%</b>

## Human Resources

Based on Data from FSAIS on September 2008

Position	No. of Employees	% of Total	Attendance Rate	Absentee Rate
Principals and Assistants	2	3%	87%	13%
Teachers	48	72%	90%	10%
Professional/Ancillary	3	4%	80%	20%
Support	14	21%	88%	12%
<b>Total</b>	<b>67</b>	<b>100%</b>	<b>89%</b>	<b>11%</b>

## FY 2008 Actual Expenditures

Category	Amount	Percent
Salaries and Benefits	2,873,649.40	92%
Contractual Services	53,522.41	2%
Supplies and Materials	-	0%
Equipment	-	0%
Utilities	192,697.46	6%
Capital Outlay	-	0%
<b>Total</b>	<b>\$3,119,869.27</b>	<b>100%</b>

# STUDENT ACHIEVEMENT

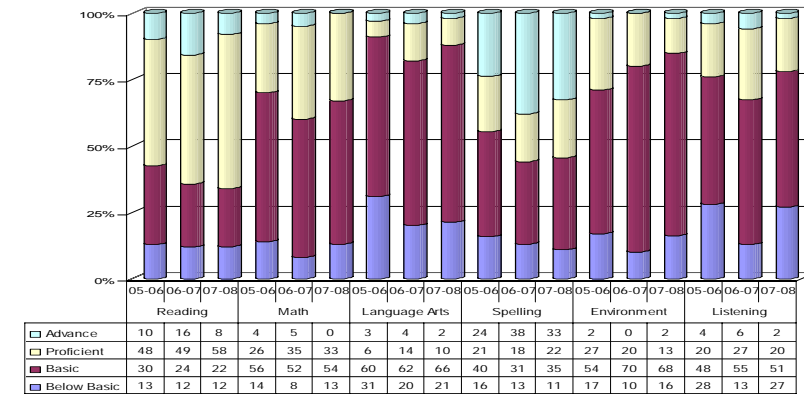
GUAM PUBLIC LAW 13-101. "The Board shall evaluate the efficiency of the instructional program in contributing to the achievement of the basic skills and shall continually revise both outcome statements and instructional procedures on the basis of evaluative data."

The GPSS Comprehensive Testing Program (CTP) is comprised of a variety of measures of student achievement including teacher-made tests, the Stanford Achievement Test (SAT10), and other standardized tests selected by the school. The SAT10 is administered district-wide to students enrolled in Grades 1-12. The graphs in the next section show SY 05-06 to SY 07-08 SAT 10 results for reading, math, language, environment/science, and social science.

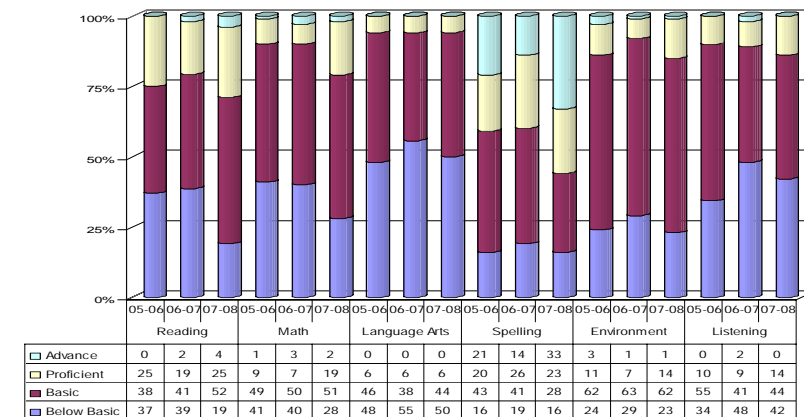
## SCORE DEFINITIONS

<b>Advanced</b>	Signifies <b>superior performance</b> beyond grade level mastery.
<b>Proficient</b>	Represents <b>solid academic performance</b> , indicating that students are prepared for the next grade.
<b>Basic</b>	Indicates <b>partial mastery</b> of the knowledge and skills that are fundamental for satisfactory work.
<b>Below Basic</b>	Indicates <b>little or no mastery</b> of fundamental knowledge and skills.

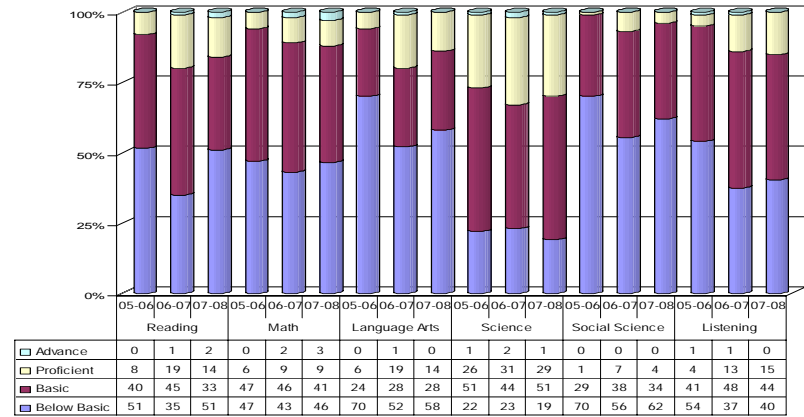
## Performance Level - Grade 1



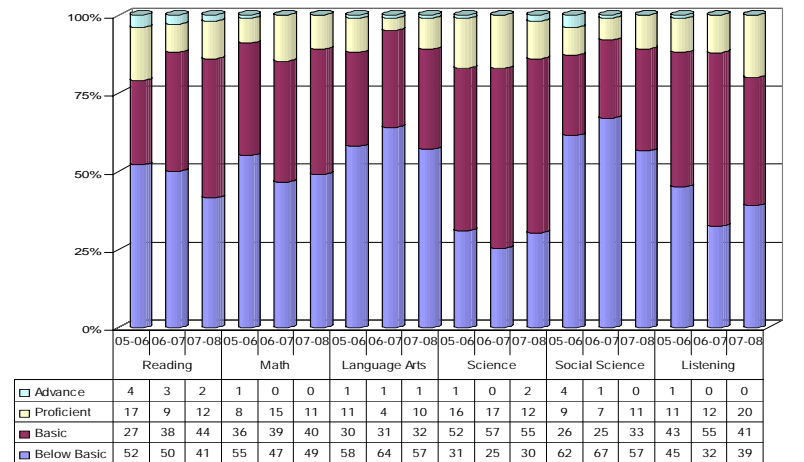
## Performance Level - Grade 2



## Performance Level - Grade 3



## Performance Level - Grade 4



## Performance Level - Grade 5

